

DANFOSS
A148B104.10

Fig. 1

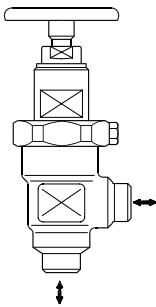


Fig. 2a

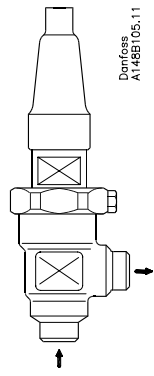


Fig. 2b

DANFOSS
A148B105.11

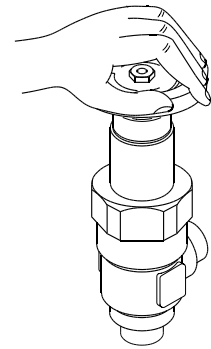
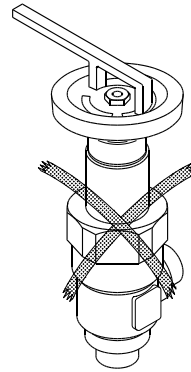


Fig. 3

DANFOSS
A148B106.10

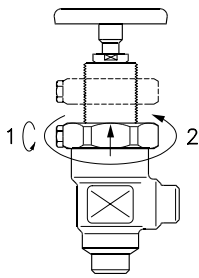


Fig. 4a

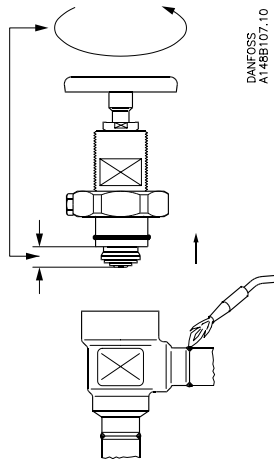


Fig. 4b

DANFOSS
A148B107.10

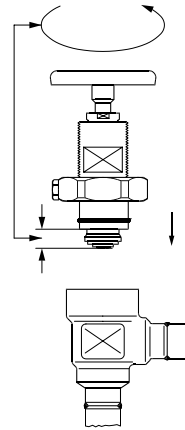


Fig. 5a

	Nm	LB-feet
Max.	10	7.5

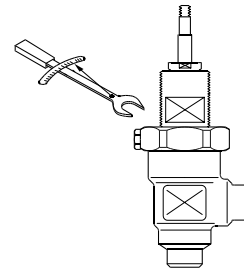


Fig. 5b

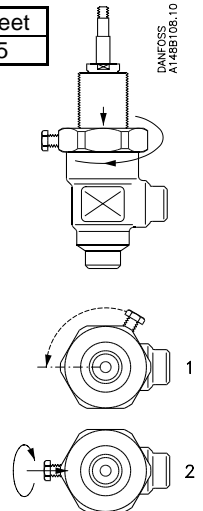


Fig. 5c

DANFOSS
A148B108.10

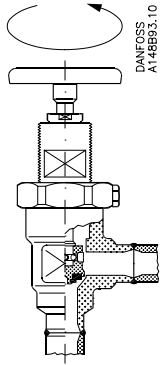


Fig. 6

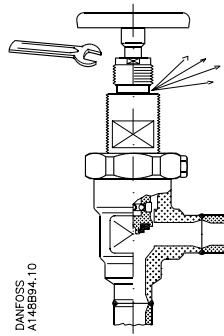


Fig. 7

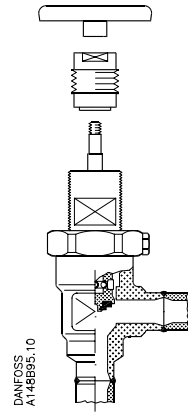


Fig. 8

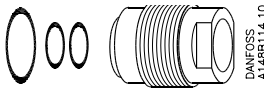


Fig. 9




Fig. 10

Nm	LB-feet
30	22

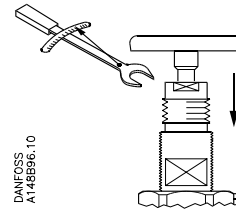


Fig. 11

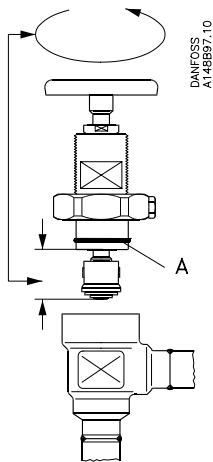


Fig. 12

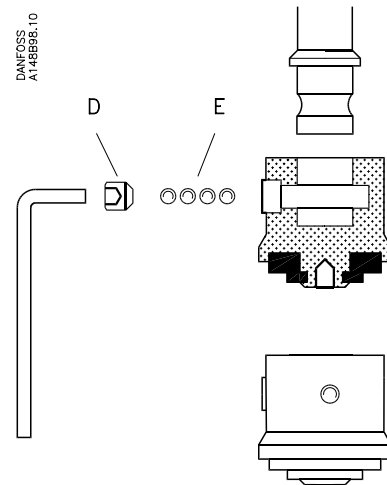


Fig. 13

DECLARATION OF CONFORMITY
The Pressure Equipment Directive 97/23/EC



Name and Address of Manufacturer within the European Community

Danfoss Industrial Refrigeration A/S
Stormosevej 10
PO Box 60
DK-8361 Hasselager
Denmark

Declaration

We hereby declare that below-mentioned equipment are Classified for Fluid Group I (all refrigerants (toxic, non-toxic, flammable and non-flammable)), and that all are covered by Article 3, paragraph 3.

For further details / restrictions - see Installation Instruction

Description of Pressure Equipment

Refrigerant regulating valve, with straight or angled bonnet arrangement
Type **SVA/REG 6-10**

Nominal bore **DN ≤ 25 mm.** (1 in.)

References of other Technical Standards and Specifications used

prEN 12284 DIN 3158
AD-Merkblätter

Authorised Person for the Manufacturer within the European Community

Name: Morten Steen Hansen **Title:** Production Manager

Signature:  **Date:** 18/11/2002